



DRAGONPAY PAYMENT INSTRUCTIONS:

1. Access the link: <https://gw.dragonpay.ph/Genpay.aspx?merchantid=phillife2gen>



2. Fill out payment details:

FOR INSURANCE	FOR LOANS
<ul style="list-style-type: none">• Invoice No: Policy No• Name: Policyholder / Insured Name• Email: Policy No Email• Remarks: Product description	<ul style="list-style-type: none">• Invoice No: Employee No• Name: Employee Name• Email: Employee Email• Remarks: Company code description
<p>The screenshot shows a Dragonpay payment form for insurance. It includes fields for Merchant (Philippine Life Financial Assurance Corporation), Invoice No (0009098), Name (Juan Dela Cruz), Email (juandelac@gmail.com), Amount (1000), and Remarks (DENGUE RX - Policy No: 0009098). A 'Pay' button is visible at the bottom.</p>	<p>The screenshot shows a Dragonpay payment form for loans. It includes fields for Merchant (Philippine Life Financial Assurance Corporation), Invoice No (0001101010123), Name (Juan Dela Cruz), Email (juandelac@gmail.com), Amount (1200), and Remarks (DEPED A18 - Employee No: 0001101010123). A 'Pay' button is visible at the bottom.</p>

3. Select payment options

The screenshot shows a Dragonpay payment options form. It displays the merchant name and the amount requested (PHP1,000.00). There is a dropdown menu for 'Source' with the text '--- SELECT A PAYMENT OPTION ---'. Below the dropdown, there is a checkbox for 'I agree to the Terms and Conditions' and a 'Select' button.

4. Verify your Email or Mobile No. then click the button “Send Instructions via Email or Mobile No. “




Ref# BW73PRY9K2 : PHP1,000.00 for 0009098 / Juan Dela Cruz / DENGUE RX - Policy No: 0009098

Click the button below to have the deposit instructions emailed to you. For over-the-counter payments, you will need the link contained in the instruction to validate your payment. You may also [view the instruction online](#) but save/print/bookmark it for future reference.

Email/Mobile No

Customer Support



Merchant
Invoice No
Amount

Please refer to your email and complete the pending payment. Your payment reference no is BW73PRY9K2.

Customer Support

5. Check your email to review your reference no and review your payment

Payment Instruction for Transaction Ref: BW73PRY9K2

Dragonpay



Dear Customer,

Good day and thank you for choosing our service. Please click on the link below and carefully review your instruction online:

<https://gw.dragonpay.ph/Bank/GetEmailInstruction.aspx?refno=BW73PRY9K2>

For payment-specific inquiries, you may [call](#), [email](#) or [chat](#) with us. For product-specific inquiries or questions regarding the status of your order, please contact the merchant directly.

Sincerely,

Customer Service



Download the [Dragonpay Credits](#) mobile app to easily track your transactions, earn rewards, and enjoy super fast checkout payments at our merchants.